

Reverse lead bottom case(Grasper2)


Thank you for purchasing our product. Please read this manual before using.

<Features>

By reversing the lead wire out direction, wiring such as touring cars can be neatly organized. Due to the heat sink effect, the heat of the FET can be efficiently dissipated.

<How to use >

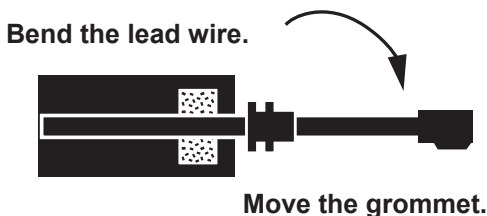
- ① Remove the 4 screws and remove the bottom case. Be careful not to remove the upper case.



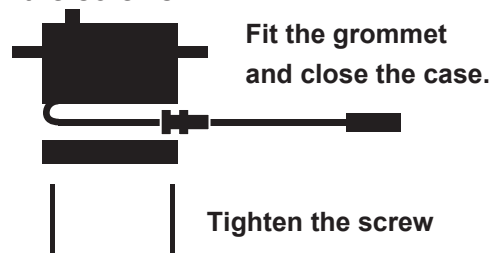
- ② Stick a heat conductive sheet on the FET and peel off the protective film. The side with black dots (the side without adhesive) is on the opposite side of the FET.



- ③ Bend the leads in the opposite direction and move the grommet.



- ④ Using the reverse lead bottom case, close the case according to the notch in the case and tighten the screws.



Our information

Please visit our web site
for latest information.

www.kopropro.co.jp

KONDO KAGAKU CO.,LTD Service dept.

4-17-7 Higashi-Nippori Arakawa-ku, Tokyo
Japan 116-0014

Phone: +81-(0)3-3807-7751 *sorry, it is only Japanese.

At Mon to Fri (except national holidays)

9:00 to 12:00 and 13:00 to 17:00