



# Xpansion Updater

## Instruction manual

Ver.1.2

Thank you using our products.

This manual is for using the update firmware for the Xpansion Unit EXP-104.

## Agreement of using this software

---

- Agreeing to this permission condition, you permit the installation and use of Xpansion Manager (later calling this software).
- This software, the condition above being composed of executable file, dynamic-link library, configuration file, sample data file, which contains all and the library which is added in the future is included in this software.
- Kondo kagaku co.,ltd. holds total rights for the copyright for this software and the legal right, the design of the icon of the logo and the part and all files which are attached to this software.
- The this manual and this software is distributed for use with our company's product as free ware. Also, a copy is admitted when using our company's product.
- This document and software can not be the sold , leased or loaned without our approval. We do not recognize reverse engineering behavior and all alterations such as disassemble, opposite compilation and localization.
- After installation and use of this manual and software, results by using this software Kondo Kagaku co., Ltd does not owe responsibility of any results.
- Company name ,Product name in this document are each company's trade mark or logo mark. Do not use illustration and logo mark in this document without our approval.
- We might update the contents of this book without any notice for revise of the goods. We might also update the software without an advance announcement.

# Before Updating

---

- If you update this firmware, Model data will be cleared in your Xpansion.  
We recommend backing up the data using the Xpansion manager before updating.  
※ Please view our company site concerning the usage of the Xpansion manager.
- Before updating the firmware, please end any other software which is operational on the personal computer. When the firmware update is not possible, please update your security software safe list to include this software or disable the security software temporarily.

## Warning

---

- After the start of the update, please do not remove the connection of Xpansion Unit, pull out the ICS USB adapter, or turn off the power of the PC.
- If you use a portable PC as your PC, please use the AC adapter with your PC.
- If it fails to update the Xpansion unit, **it will may be does not working.**  
In such a case, please contact our technical dept.

## Prepare device for using (sold separately)

---

- **ICS USB Adapter HS ( or ICS USB Adapter)**

This is an interface for our products with a PC.

Please purchase from a shop that sells our products. ( or ask Distributor)



Please install the driver for ICS USB device to your PC. (Please read manual for ICS USB Adapter HS)

Please refer to the manual of ICS USB adapter HS for the installation method of the driver.

Please use the latest version KO Driver 2015. If you use an older version driver, there are times when there is an error.

You can download KO Driver 2015 from our site.

<https://www.koproco.co.jp/en/supports/view/15>

- **Personal Computer**

This software supports Windows Vista, Windows 7, Windows 8, Windows 8.1, Windows 10 (32/64bit)  
The PC must support USB 1.1 or 2.0.

※ .NET Framework 3.0 or later is required.

- **Xpansion Unit EXP-104**

The update is performed to a single Xpansion Unit.

※ **Please remove the Xpansion Unit from the Master Unit when updating the files.**

# The explanation of operation

※ If you update this firmware, **Model data will cleared in your Xpansion.**

We recommend backing up the data using the Xpansion manager before updating.

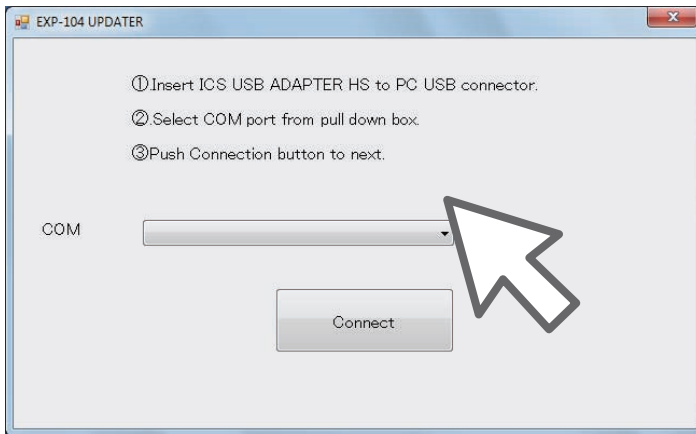
1) Please extract files from the downloaded files.

After decompressing the file, the extracted files should be stored to a file.

名前	更新日時
af-NA	2016/02/05 14:13
ja	2016/02/05 14:13
ja-JP	2016/02/05 14:13
TempPE	2016/02/05 14:13
EXP-104 Updater Ver.1.0	2016/02/04 11:34
ManagedDevices.dll	2011/11/30 15:32

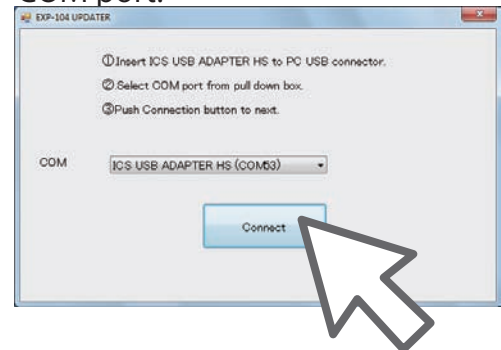
PC Software application for the update is "EXP-104 Updater Ver.1.0.exe".

2) When application is run, please follow the procedures for the update in the display.



(1) Insert ICS USB ADAPTER HS to USB port of the PC.

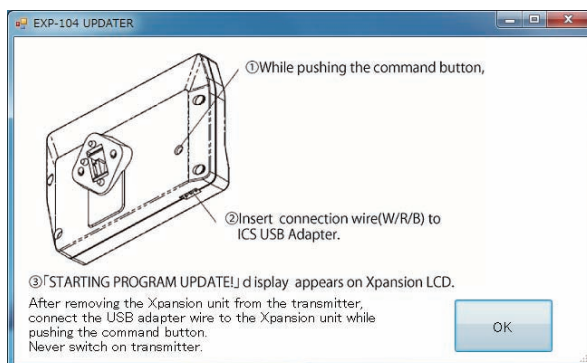
(2) Click pull down box "▼", then select the COM port.



※ Please refer to the manual of the KO Driver attachment in regards to the COM port number.

(3) Pushing the connected button to advance next.

3) Connect the USB adapter wire to the Xpansion unit while pushing the command button.



- (1) **After removing the Xpansion unit from the transmitter,**
- (2) **connect the USB adapter wire to the Xpansion unit while pushing the command button.**

When the ICS is connected to the Xpansion Unit, "STARTING PROGRAM UPDATE!" will appear on the display screen.

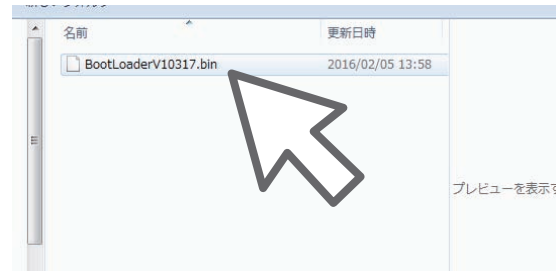
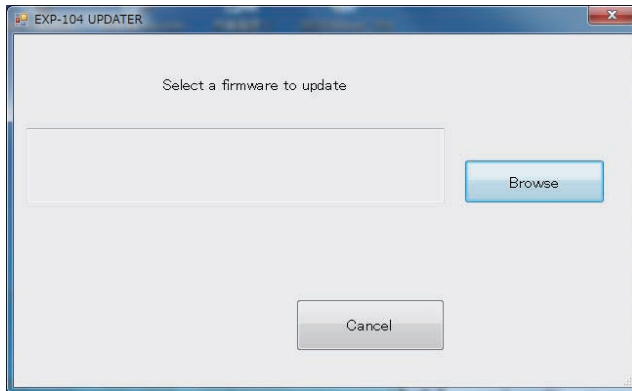
If another message appears on the screen, please retry the connection to Xpansion again.

# The explanation of operation

---

4) Please click refer button when "Select update files" is displayed.

Please select "BootLoader\_1xxxxx\_Vxxx.bin" in the Update files folder.



**Note!** Until there is the specification on the software, please do not turn off power and / or do not remove connection.

※Update is not possible when there is an abnormality, please verify information of support from our company site, or consult to our company service department.